



District Report Card: 2017


State: Bihar	District: Madhepura
Class: 5	Subject: Language
Schools: 59	Students: 1313


Participation/Coverage


Students

GENDER 	Boys		Girls	
	Number	%	Number	%
	649	49.43	664	50.57

AREA 	Rural		Urban	
	Number	%	Number	%
	1277	97.26	36	2.74

CATEGORY 	SC		ST		OBC		GEN	
	Number	%	Number	%	Number	%	Number	%
	319	24.30	2	0.15	906	69.00	86	6.55

CWSN 	LD	VI	HI	S&LD	ID	Oth
	4	3	3	3	2	1

Management 	Government		Government-aided	
	Number	%	Number	%
	1313	100.00	0	0.00

Average Performance of Students in Language (%)

Overall	Gender		Area		Management		Social Group			
	Male	Female	Rural	Urban	Govt.	Aided	SC	ST	OBC	GEN
58.37	57.36	59.35	58.17	65.19	58.37	0.00	60.52	80.00	57.94	54.34

Performance on Learning Outcomes (LOs)

Learning Outcomes	Description	Average Performance(%)
L504	Reads and comprehends independently storybooks, news items/ headlines, advertisements etc.	55.81
L508	Reads text with comprehension, locates details and sequence of events	59.64

Range of Performance of Students who Answered Correctly							
Below 30%		30% - 50%		50% - 75%		Above 75%	
Number	%	Number	%	Number	%	Number	%
151	11.50	336	25.59	494	37.62	332	25.29

Lowest Performing Learning Outcomes (LOs)

- 1 - Reads and comprehends independently storybooks, news items/ headlines, advertisements etc. (55.81)
- 2 - Reads text with comprehension, locates details and sequence of events (59.64)